



Waterworks District 40
Antelope Valley
Pearblossom
May 17, 2023



PRESENTATION OVERVIEW

- Drought update
- Water supply
- Water use
- Infrastructure update
- Customer resources
- Questions & Answers

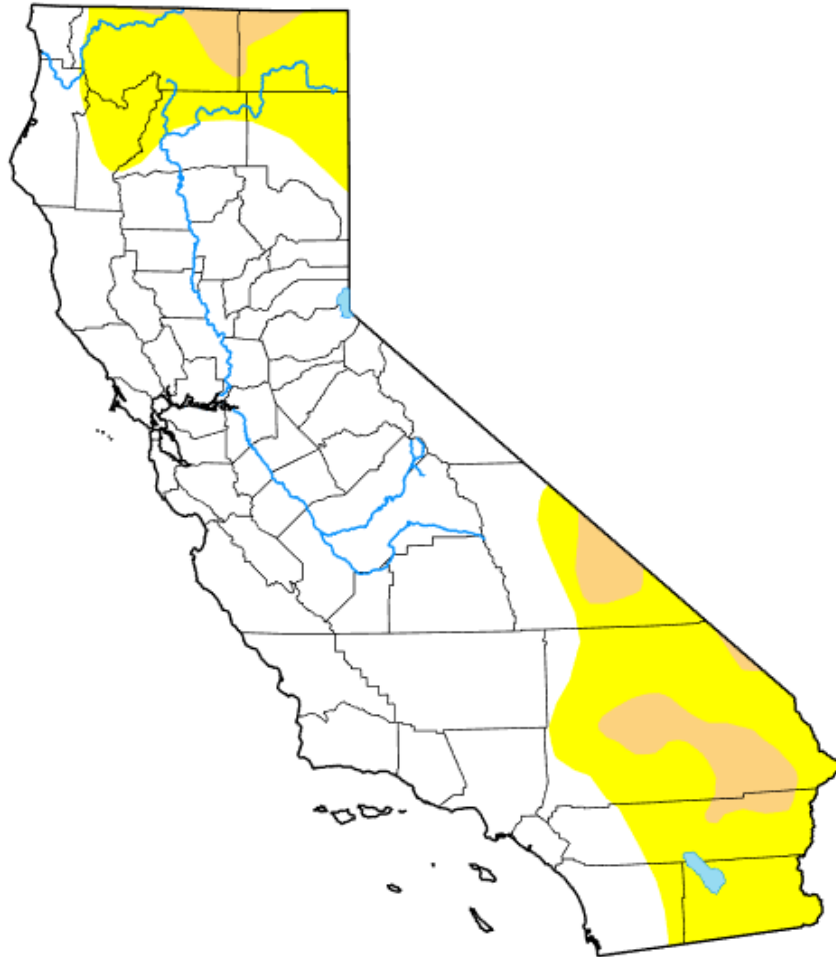


DROUGHT UPDATE

- Recent storms have been great for water supplies in California
- Historic dry conditions
- Southwest US in multi-decade drought
- Southern California's water challenges are far from over



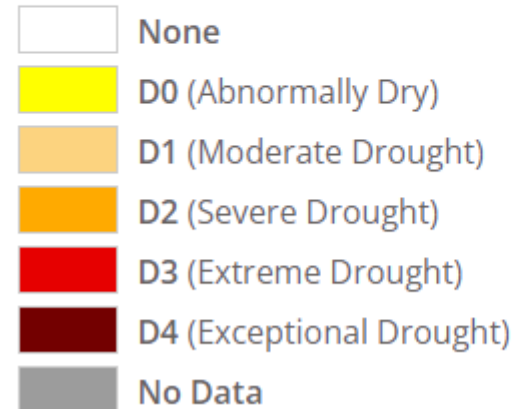
DROUGHT MONITOR



Map released: Thurs. May 11, 2023

Data valid: May 9, 2023 at 8 a.m. EDT

Intensity



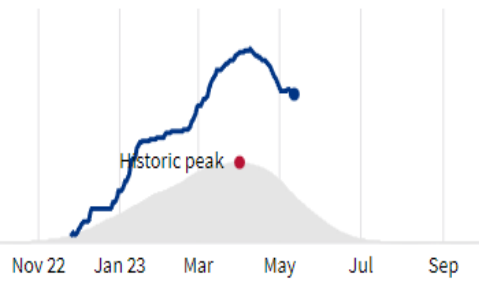
Source: <https://droughtmonitor.unl.edu>

CALIFORNIA WATER WATCH

Statewide snowpack levels

Snow melt feeds our reservoirs & rivers

185% of average peak snowpack



Major reservoir levels

Reservoirs get us through the dry months

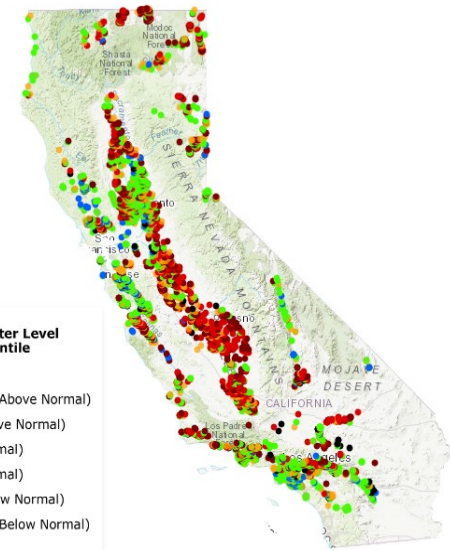
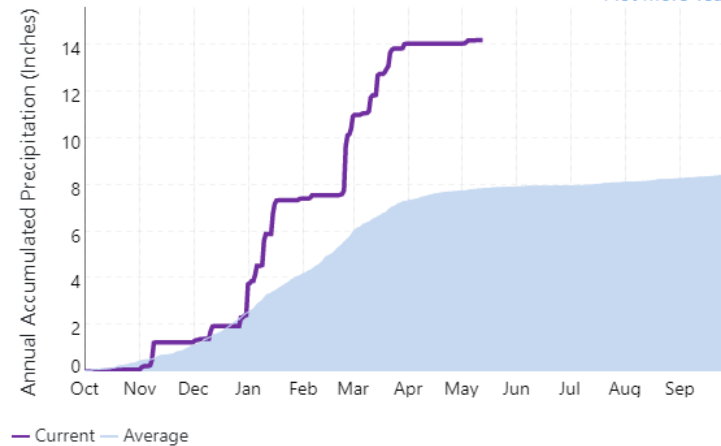


104%
of average levels

Antelope-Fremont Valleys Watershed as of 05/13/2023

[Download Image](#)

[Plot More Years](#)



Groundwater Level Percentile

- High
- >90th (Much Above Normal)
- 76-90th (Above Normal)
- 50-75th (Normal)
- 25-49th (Normal)
- 10-24th (Below Normal)
- <10th (Much Below Normal)
- Low

Monitoring Wells
Below Normal Level

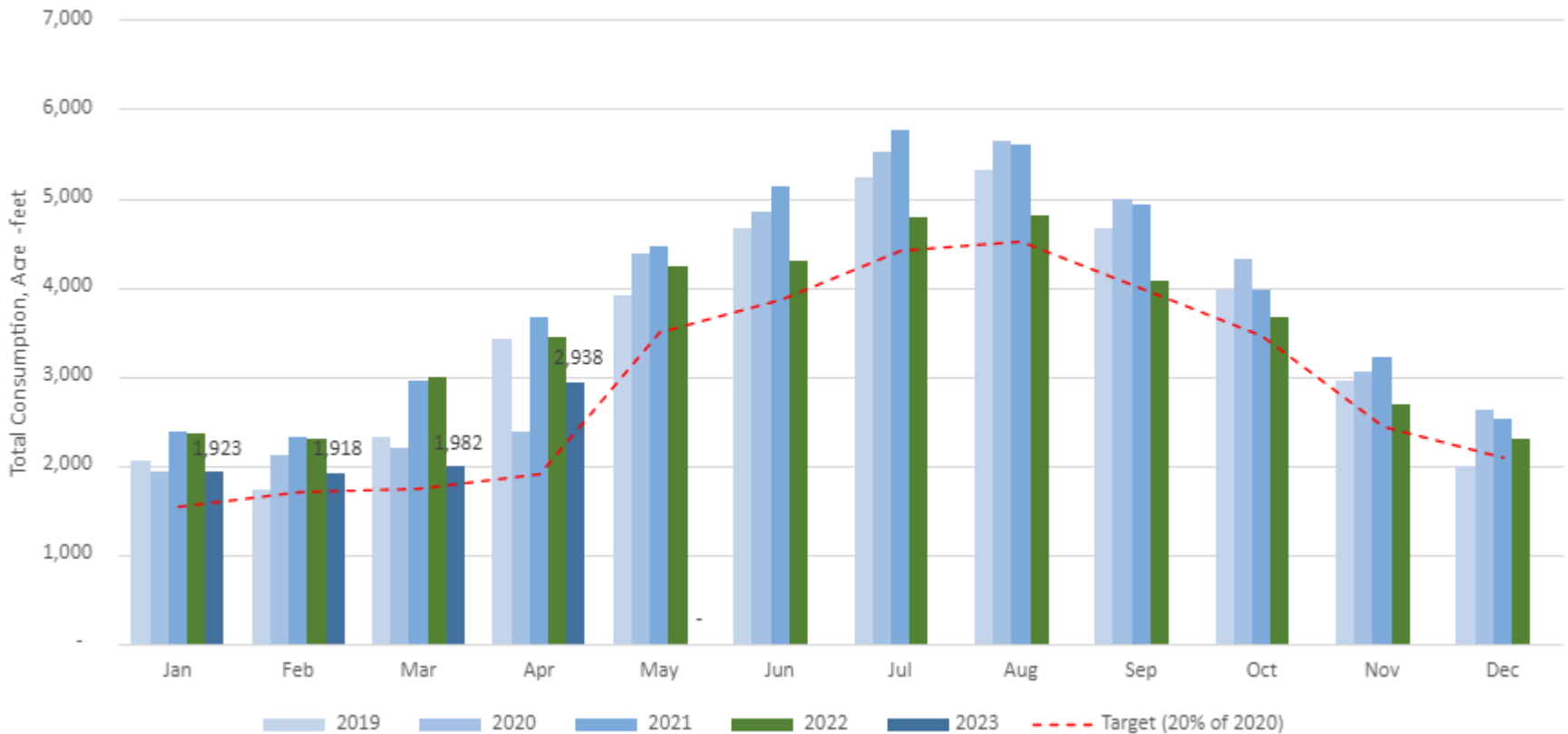
53%

Sources: <https://cww.water.ca.gov>
<https://engaging-data.com/ca-reservoir-dashboard>

DISTRICT 40 WATER USAGE

Acre-Feet per month

District 40 Total Consumption by Month (acre-feet)



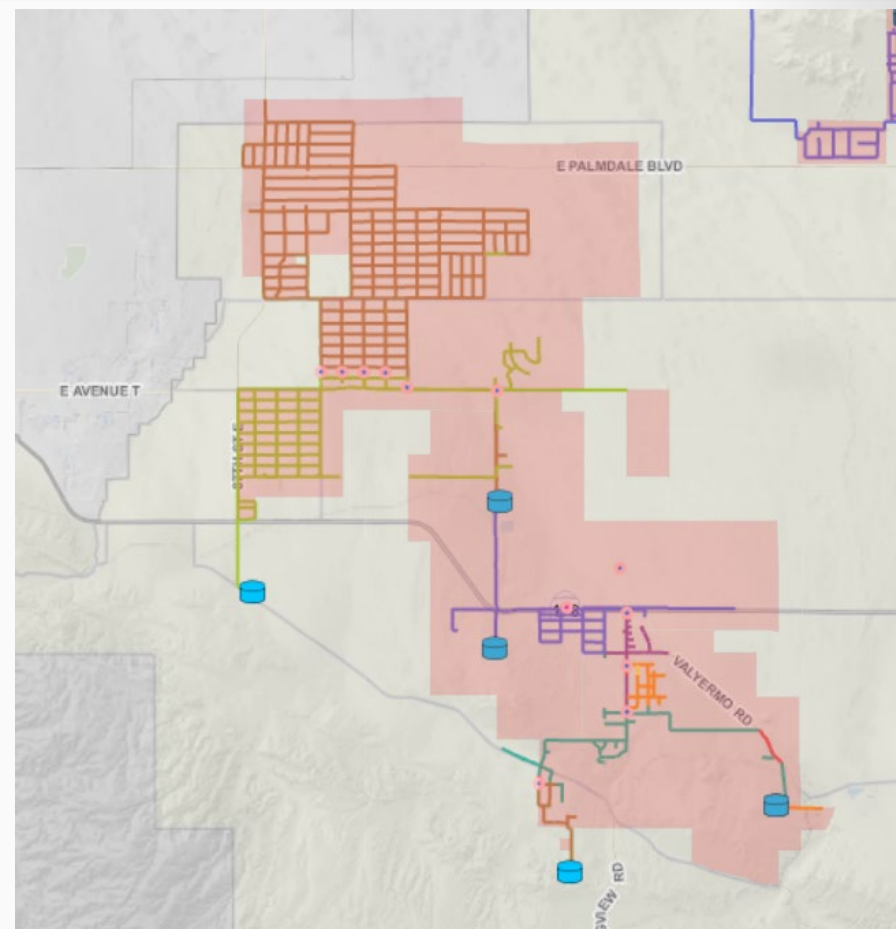

WATER CONSERVATION AS A WAY OF LIFE

- Watering restrictions have been relaxed
- Visit our website for conservation tips, rebates, and more



DISTRICT 40 REGIONS 24, 27, 33, & 39 INFRASTRUCTURE

- 3,426 service connections
- 117 miles of water main
- 623 hydrants
- 1,664 valves
- 5 active wells
- 8 pumps
- 6 reservoirs (water tanks)



DISTRICT 40 REGIONS 24, 27, 33 & 39 CAPITAL IMPROVEMENT PROJECTS

- Rock Creek Waterline Improvements
- Antelope Valley Regional Water Resilience Project



DISTRICT 40 FUNDING STRATEGIES

- Efficiency measures
- Grants
- Debt Financing



MAINTENANCE REQUIREMENTS

- Preventative maintenance extends service life of infrastructure



WATERWORKS STRATEGY FOR SUSTAINABLE OPERATIONS

- System Modernizations
- Asset Management Program



CUSTOMER RESOURCES

- Low Income Household Water Assistance Program
- Sign up for text & email notifications
- Water waste reporting
- Water conservation

<http://lacwaterworks.org>



LACWD LOS ANGELES COUNTY WATERWORKS DISTRICTS

Home | About | Conservation | Your Water | Services | Resources | Projects | Pay Bill | Turn On/Off Service

Low Income Household Water Assistance Program (LIHWAP)
APPLY HERE!

Waterworks on Social Media
TWITTER | FACEBOOK | INSTAGRAM | nextdoor NEXTDOOR

Report Water Waste!
Submit an Online Report
Download "The Works"
For Emergencies:
Call 1-800-675-HELP

Stay Informed
Sign up to receive Los Angeles County Waterworks Districts' urgent notifications via TEXT or EMAIL
Update Contact Information

Click & Chat

SUMMARY

- Drought
- The Infrastructure
- Thank you for your continued partnership – we are your water district



THANK YOU

Visit our website at <http://lacwaterworks.org>

For Customer Service or Billing questions (24/7):

- (877) 637-3661

For Water Conservation or Drought related questions:

- (626) 300-3313
- <http://pw.lacounty.gov/go/waterconservation>

